



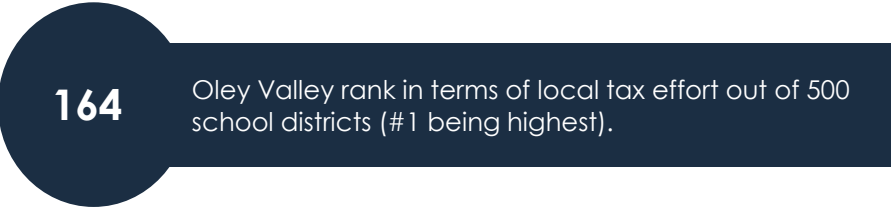
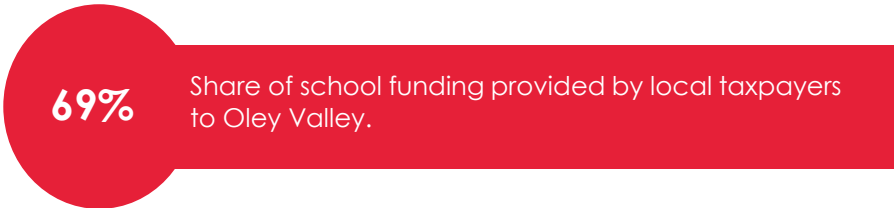
INVEST IN STUDENTS, SECURE OUR FUTURE

Oley Valley

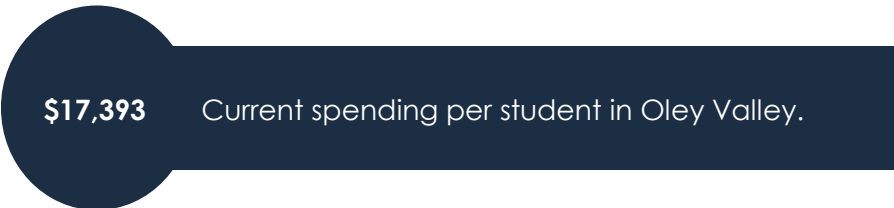
School District Factsheet

Pennsylvania is not paying its fair share for public schools. It ranks 44th in the country in state share of education costs. Pennsylvania also has the widest gap in the U.S. between the highest and lowest spending school districts.

What does this mean for the Oley Valley School District?



How much is spent to educate district students?



Contact these elected officials

to let them know you support more funding for your schools and sensible property tax relief:

Senators

Sen. Judy Schwank (D)

Sen. Bob Mensch (R)

Representatives

Rep. Barry Jozwiak (R)

Rep. David Maloney (R)

Here is what has changed for the district since 2011 when the state dramatically reduced education funding.

+\$3,925,875
(21%)

Increase in instructional costs for the district

-\$57,452
(-1%)

Change in state funding to cover instructional costs

+64%

+\$2,095,501

Change in Expenditures for Special Education

+10%

+\$93,755

Change in State Revenue Dedicated to Special Education

+8%

+\$40,078

Change in Payments to Charter Schools

Number of students

1,692

Performance - Students on Grade Level

Reading:
3rd

72%

Math:
7th

59%

Child Poverty Rate

School District

16%

Statewide

18%

To view sources of this information please visit
www.paschoolswork.org/data