



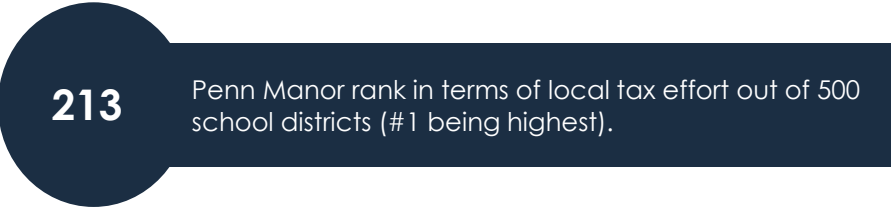
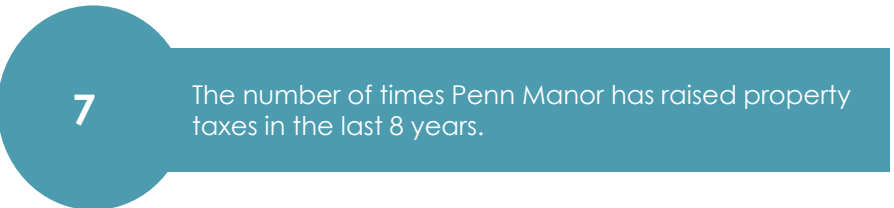
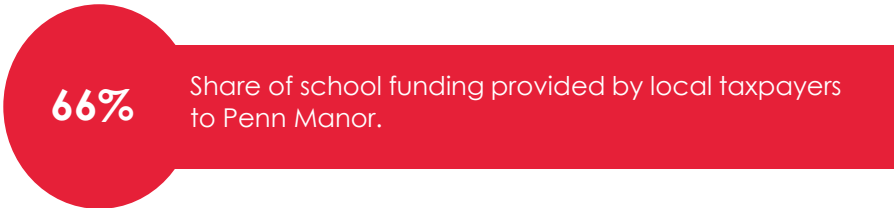
INVEST IN STUDENTS, SECURE OUR FUTURE

# Penn Manor

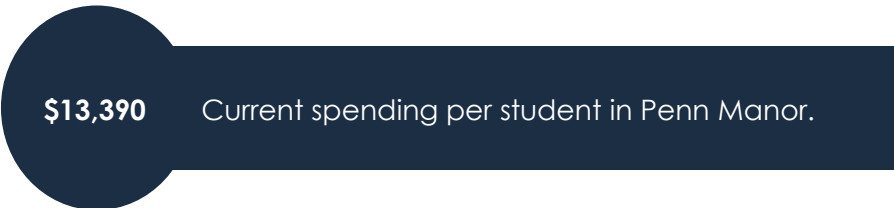
## School District Factsheet

Pennsylvania is not paying its fair share for public schools. It ranks 44th in the country in state share of education costs. Pennsylvania also has the widest gap in the U.S. between the highest and lowest spending school districts.

### What does this mean for the Penn Manor School District?



### How much is spent to educate district students?



#### Contact these elected officials

to let them know you support more funding for your schools and sensible property tax relief:

#### Senator

Sen. Scott Martin (R)

#### Representatives

Rep. Brett Miller (R)

Rep. Bryan Cutler (R)

Here is what has changed for the district since 2011 when the state dramatically reduced education funding.

**+\$10,549,676**  
**(25%)**

Increase in instructional costs for the district

**+\$197,760**  
**(1%)**

Change in state funding to cover instructional costs

**+60%**  
**+\$4,670,367**

**Change in Expenditures for Special Education**

**+11%**  
**+\$288,493**

**Change in State Revenue Dedicated to Special Education**

**+43%**  
**+\$326,338**

**Change in Payments to Charter Schools**

**Number of students**  
**5,403**

**Performance - Students on Grade Level**

Reading:  
3rd

**75%**

Math:  
7th

**52%**

**Child Poverty Rate**

School District

**5%**

Statewide

**18%**

To view sources of this information please visit  
[www.paschoolswork.org/data](http://www.paschoolswork.org/data)