



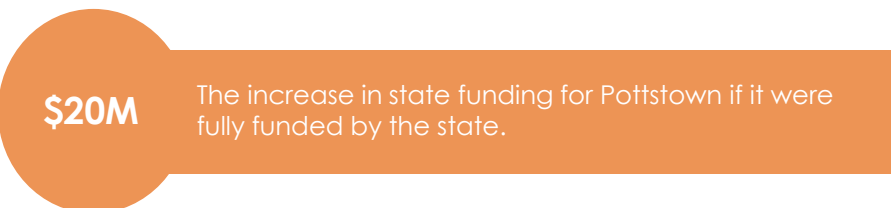
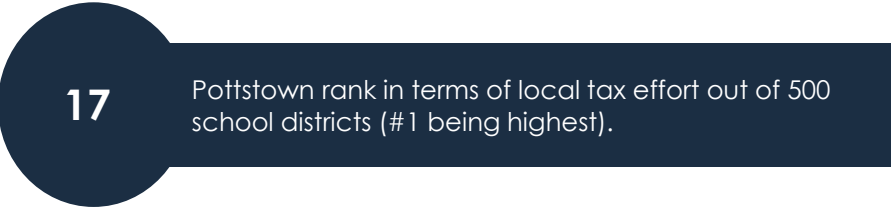
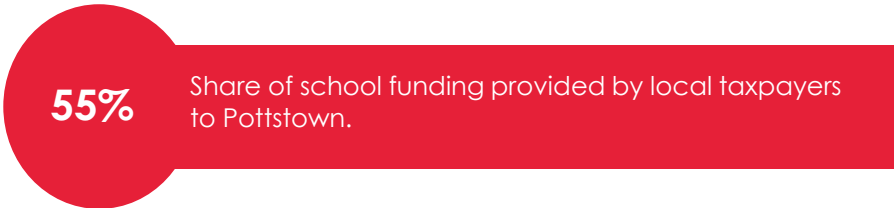
INVEST IN STUDENTS, SECURE OUR FUTURE

Pottstown

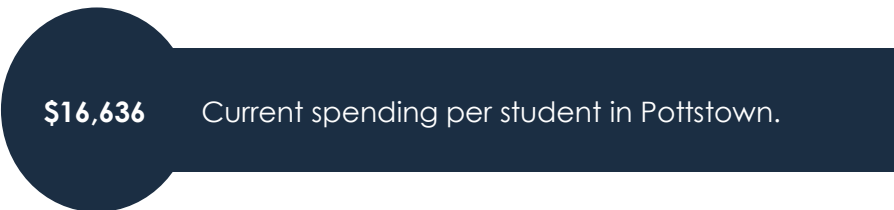
School District Factsheet

Pennsylvania is not paying its fair share for public schools. It ranks 44th in the country in state share of education costs. Pennsylvania also has the widest gap in the U.S. between the highest and lowest spending school districts.

What does this mean for the Pottstown School District?



How much is spent to educate district students?



Contact these elected officials

to let them know you support more funding for your schools and sensible property tax relief:

Senator

Sen. Bob Mensch (R)

Representatives

Rep. Tim Hennessey (R)

Rep. Joseph Ciresi (D)

Here is what has changed for the district since 2011 when the state dramatically reduced education funding.

+\$5,850,954
(17%)
 Increase in instructional costs for the district

+\$1,030,378
(8%)
 Change in state funding to cover instructional costs

+22% **Change in Expenditures for Special Education**
 +\$2,472,483

+16% **Change in State Revenue Dedicated to Special Education**
 +\$294,449

+110% **Change in Payments to Charter Schools**
 +\$1,451,958

Number of students 3,383	Performance - Students on Grade Level		Child Poverty Rate	
	Reading: 3rd 44%	Math: 7th 16%	School District 37%	Statewide 18%

To view sources of this information please visit www.paschoolswork.org/data