



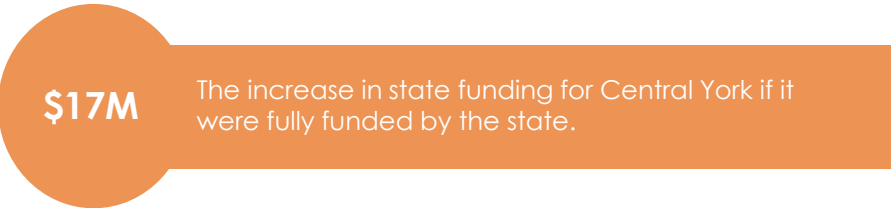
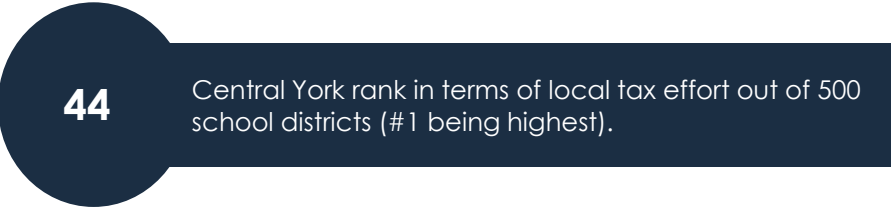
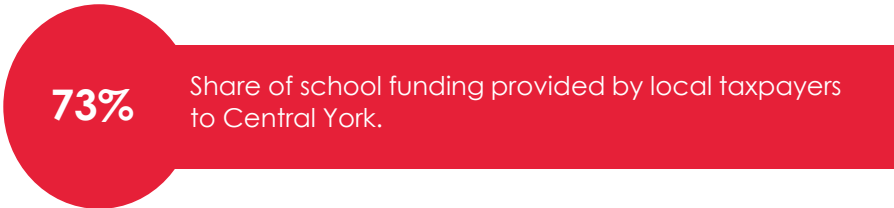
INVEST IN STUDENTS, SECURE OUR FUTURE

Central York

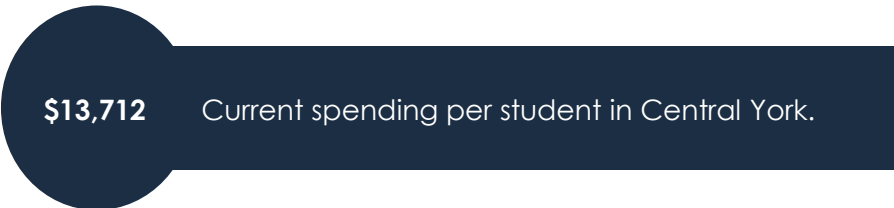
School District Factsheet

Pennsylvania is not paying its fair share for public schools. It ranks 44th in the country in state share of education costs. Pennsylvania also has the widest gap in the U.S. between the highest and lowest spending school districts.

What does this mean for the Central York School District?



How much is spent to educate district students?



Contact these elected officials

to let them know you support more funding for your schools and sensible property tax relief:

Senators

Sen. Kristin Phillips-Hill (R)

Sen. Dave Arnold (R);

Representatives

Rep. Keith Gillespie (R)

Rep. Stanley Saylor (R)

Here is what has changed for the district since 2011 when the state dramatically reduced education funding.

+\$10,827,357
(21%)

Increase in instructional costs for the district

+\$1,068,340
(11%)

Change in state funding to cover instructional costs

+41%
+\$3,363,384

Change in Expenditures for Special Education

+9%
+\$179,593

Change in State Revenue Dedicated to Special Education

+63%
+\$655,534

Change in Payments to Charter Schools

Number of students
5,994

Performance - Students on Grade Level

Reading:
3rd

60%

Math:
7th

34%

Child Poverty Rate

School District

8%

Statewide

18%

To view sources of this information please visit
www.paschoolswork.org/data